



# TR24A

2.4 GHz

ISM Band Transceiver




Ideal for 2.4GHz Wireless Remote-control.

The TR24A is a 2.4GHz multi-channel transceiver RF module  
It's designed specifically for data of reception and transmission

### Applications

- Toys
- Wireless Mouse
- Remote Control
- Home and factory automation
- Wireless security and access control
- Battery Powered wireless devices
- Wireless Voice / headsets / Skype earphone and VOIP



**P.S : It must added to extra electric circuit for wireless voice of application**

### Absolute Maximum Ratings

Rating	Value	Units
VDD Supply Voltage	2.5 to 3.7	V
Operating temperature	-40 to +85	
Input RF Level	+10	dBm
Frequency Hopping	81	channels

### Characteristics

Paramater	Symbol	Specification			Unit	Test Condition
		Min.	Typ	Max.		
Data Rate				1 M	bps	
Current Consumption-TX	I <sub>DD_TX</sub>		26		mA	POUT=nominal output power
Current Consumption-RX	I <sub>DD_RX</sub>		25		mA	
Current Consumption-DEEP IDLE	I <sub>DD_D_IDLE</sub>		1.9		mA	RF Synthesizer and VCO:OFF(see Reg. 21)
Operating Frequency	F <sub>OP</sub>	2400		2482	MHz	
Receiver sensitivity			-85	-80	dBm	Meas.AT antenna pir
Input 3rd order intercept point	IIP <sub>3</sub>	-14	-11		dBm	
RF Output Power	PAV		+2		dBm	Power Level 0
Antenna Gain			0.5		dbi	




# TR24A

2.4 GHz


ISM Band Transceiver

## Mechanical Characteristics

TR24A(H) : IC Chip  
 TR24A(W) : IC Package



	PIN	Description
PIN 1	+3.3V	
PIN 2	SPI_MISO	SPI data out
PIN 3	RESET_n	Reset input, active low
PIN 4	SPI_CLK	SPI data in
PIN 5	SPI_MOSI	SPI data in
PIN 6	SPI_SS	SPI slave select input
PIN 7	FIFO_FLAG	FIFO full/empty
PIN 8	PKT_FLAG	Packet TX/RX flag
PIN 9	BRCLK	clk. out. (optional)
PIN 10	GND	



Dimensions	Millimeters	Dimensions	Millimeters
A	20 ±0.25mm	E	2 ±0.1mm
B	20.5 ±0.25mm	F	4 ±0.1mm
C	10 ±0.1mm	G	5 ±0.1mm
D	1 ±0.1mm	H	1 ±0.1mm



# TR24A

2.4 GHz

ISM Band Transceiver

100m resolution chart

